


I CAN LEARN MODALS



*Easy English
For
Young Learners*



e-Book
Prepared By
Gül KIRTAÇ



HELLO !

This book is designed for young learners. With the help of this e-book, you will have no more trouble of learning "Modals". In various contents, the learners will encounter different kinds of activities and they will be able to learn Modals easily and in a funny way.

Enjoy Learning!



SO
MUCH
FUN

CONTENTS

UNIT 1- IN THE CLASSROOM

UNIT 2- FREE TIME

UNIT 3- SHOPPING

UNIT 4- MEETING FRIENDS

UNIT 5- SEEING A DOCTOR

EXTRAS



UNIT 1 - IN THE CLASSROOM

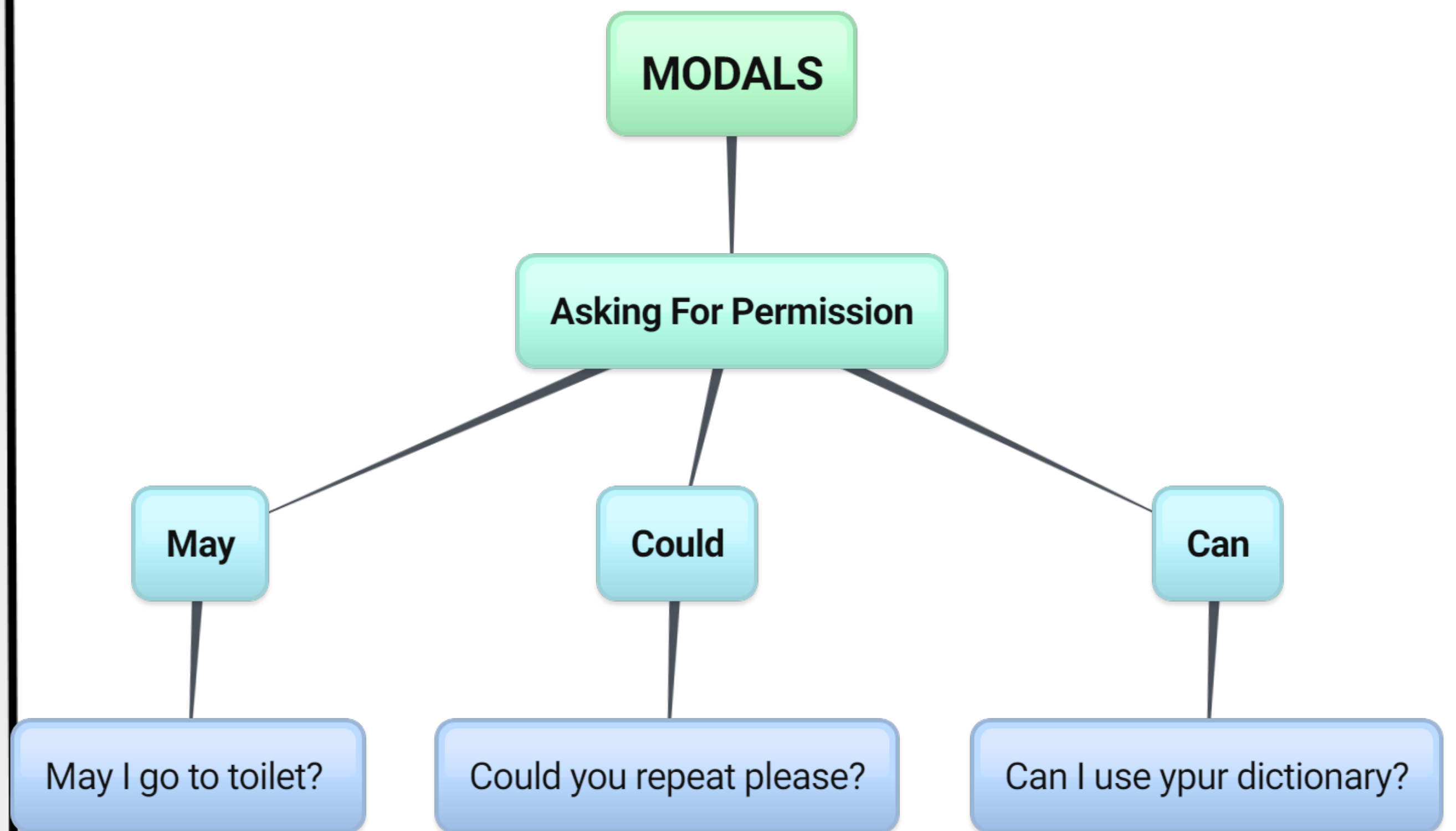


Go to the link and
meet the teacher.

<http://tinyurl.com/lwvnb2>

7






created with www.bubbl.us

We can ask questions in the class
with these Modal Verbs.
Let's watch a video about it!

<https://www.powtoon.com/c/goFXeBx5t48/1/m>

There is an astronaut ! Say hello to him and
examine the Modals.
He uses "can,could and may" for request. Say
the Modals that you know!

Hi



Story Time

GO TO THE LINK AND
READ THE SUPRISING STORY!



<https://storybird.com/books/reading-book-3/?token=b55zk7pjb5>

Easy to use Modals!

LET'S PRACTICE!

Go to the link below!



<https://drive.google.com/open?id=0B73JGVmsqn2sU0tiQ3J5ZHFGVko>

First, you need to download to see the page.

A horizontal string of ten colorful clothespins is shown against a light blue background. Each clothespin is holding a letter of the alphabet, which together read 'localability'. The letters are: 'l' (purple), 'o' (orange), 'c' (red), 'a' (green), 'b' (yellow), 'u' (light green), 'l' (dark green), 'a' (dark green), 'r' (dark green), and 'y' (red).





*There is a little exercise for
you:*

[http://www.esolcourses.com/
uk-english/beginners-
course/unit-2/classroom-
objects/classroom-objects-
picture-quiz.html](http://www.esolcourses.com/uk-english/beginners-course/unit-2/classroom-objects/classroom-objects-picture-quiz.html)

**If you have trouble,
click the link below**

[https://img.clipartfest.com/
2a882d6a8c2833a97f61eca
735667156_clipart-things-
in-the-classroom-object-
clipart_862-1338.jpeg](https://img.clipartfest.com/2a882d6a8c2833a97f61eca735667156_clipart-things-in-the-classroom-object-clipart_862-1338.jpeg)


End of the unit...

HERE IS A
"GOOD BYE!"
QUIZ FOR YOU!



https://docs.google.com/forms/d/e/1FAIpQLSdNt1tAb-7QCeoyvLaTpwo5VXYSDMasknuRYheCwEKPPqjDqQ/viewform?usp=sf_link

UNIT 2 - FREE TIME



*You can do lots of things in
your free times, dear
friends!*



We use the modal "can" to talk about our actions as a free time activities.



What can you do in your free time?

*I can play guitar.

*I can go for a walk.

***We also use "can" to
express our abilities.***

***Let's watch a video about
a little boy:***



[https://youtu.be/
BiUsBooqOM0](https://youtu.be/BiUsBooqOM0)



*And here is another
video about "Can".
Notice the Yes/No
Question form of
"can".*



<https://youtu.be/ABnCZ3e0FFY>



**YES
YOU
CAN !**

Suggestions for you...

In your free time, you CAN:



Climb a tree



Ride a bike



Sing a song



Jump for fun

UNIT 3 - SHOPPING



Everybody loves shopping!

<https://youtu.be/YSC9Etw0ZHQ>



Let's say...



**Your mother is
cooking and she
needs some
ingredients. She
asks you:**

***-Would you go to
the supermarket ?***





She asks :

- **Will** you buy some sugar?
- **Could** you buy 5 tomatoes?
- **Can** you buy a bottle of milk?

She requests something and uses

Modals:

-Would

-Could

-Will

-Can



***Permission and Polite
Request Modals are
similar. Let's practice
them!***

***[http://web2.uvcs.uvic.ca/el
c/studyzone/330/grammar/
330-modals-polite1.htm](http://web2.uvcs.uvic.ca/elc/studyzone/330/grammar/330-modals-polite1.htm)***



UNIT 4 - MEETING FRIENDS



We all love our
friends !



<https://youtu.be/wZHmsVRshwU>

We can meet our friends in...



a park

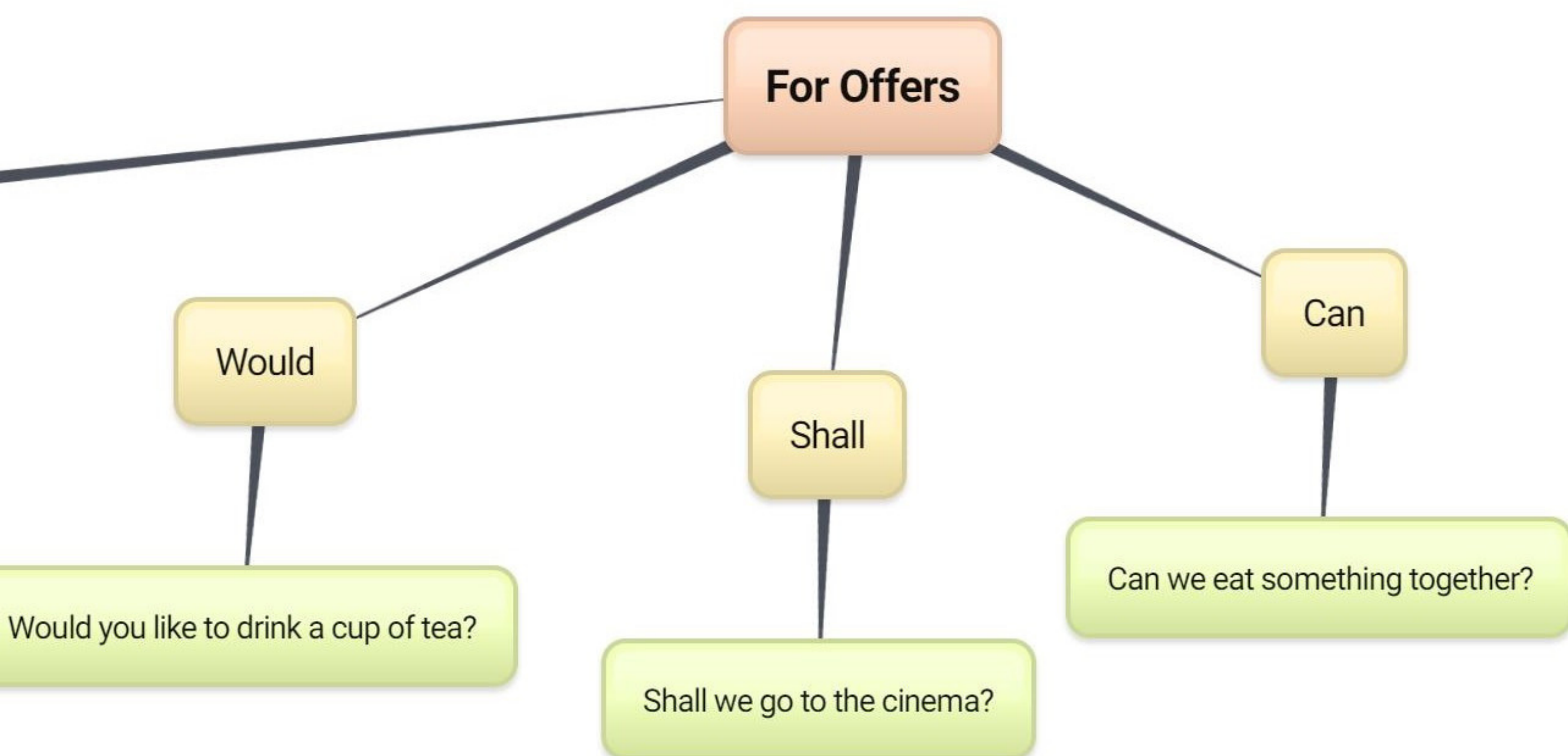
OR



a cafe



We make plans with our friends to do something. We make offers. While we are making offers, we can use some modals.



Let's watch a short
video of two crazy
friends!



*(While watching the video, notice the
modal verbs.)*



*[https://drive.google.
com/open?
id=0B73JGVmsqn2sU
mY3dnd4dmxYdE0](https://drive.google.com/open?id=0B73JGVmsqn2sUmY3dnd4dmxYdE0)*

Now let's practice! Click the link and easily choose the best option in the test.



<http://www.learnenglish-online.com/grammar/modals/tests/modaloffers.html>



UNIT 5 - SEEING A DOCTOR



*Doctors help us to
become healthy. They
are important. They
give us advice.*

**While giving
advice, you can
use modals:**

-should

-had better

-could





Go to the link and examine the modals for giving advice.



<https://www.spiderscribe.net/app/?52297206d8850ddac3d650036126dbb3>

Let's have a look at different
usage of "Should" !

-Go to the link and meet Rosita
:)



[http://tinyurl.com/
mr7fbtg](http://tinyurl.com/mr7fbtg)



EXTRAS

This is the last chapter of the book. I hope you love the book.



There is a quiz about all modals in this book. Let's look at it !



https://docs.google.com/forms/d/e/1FAIpQLSc7v9FUyIfDviARqMDy3PjUZZ6jyjB_ZaJoZkXO0BVc63eElQ/viewform?usp=sf_link



difficult.
? you eat
Can
help please hamburger.
would
It do my eat I something
Shall to your ? ?
we me use computer tasks.
Would
I like I is
should

*Look at the words
and try to make
sentences !*



**YES
YOU
CAN !**

**THANK
YOU!**