

WORKSHEETS

FOR 4TH GRADERS



SERTAP KARAGÖZ


UNIT 1

CARTOON CHARACTERS



1

Match. Then, answer: Which activities can/can't you do?



swim

play basketball

lift weight

play football

ride a bike

play tennis

run

climb a bar



2

2

Prepare a poster about "amazing animals" and what they can do.

AMAZING ANIMALS



What can they do?





What can they do?





It's his rope.
He can climb
mountains.





WHO IS BEST IN ENGLISH?

1

Can you say ten
colours in English?

YES

NO

2

Can you count 1-
100 in English?

YES

NO

3

Can you say
'Thank you.' in
Spanish?

YES

NO

4

Can you sing a
song in English?

YES

NO

5

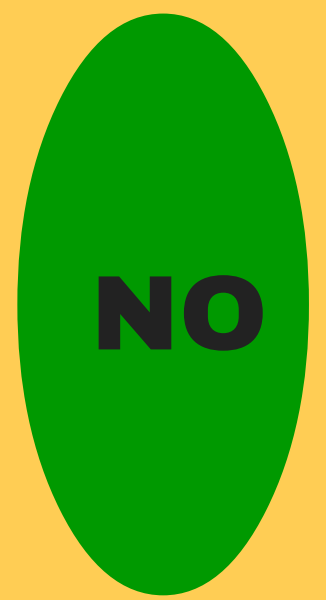
Can you say the
names of
continents in
English?

YES

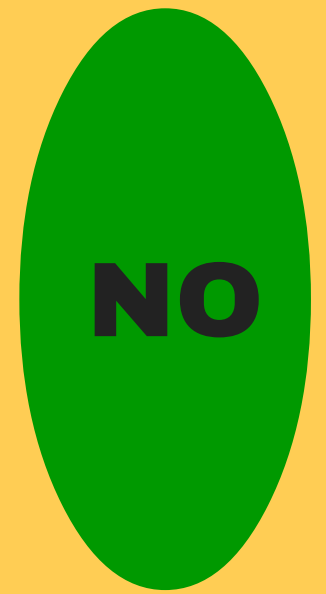
NO



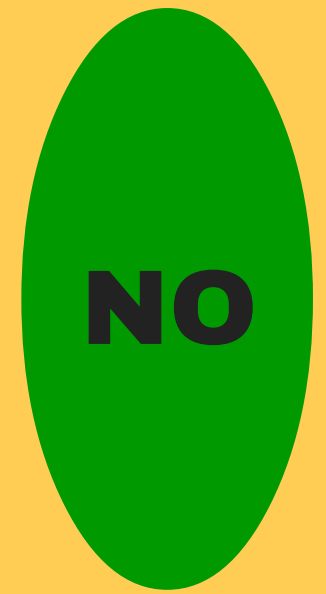
Can you spell your best friend's surname?



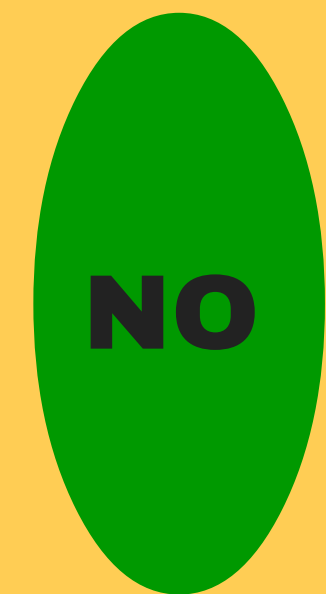
Can you say your hometown?



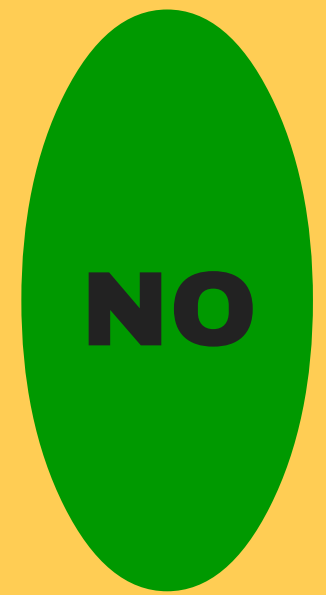
What can you do? Say three things.



Can you say 3 words same in Turkish?



Can you count 50-1 in English?




Each yes is 1 point.

0-3: Study English more, please. You can manage.

4-6: You are successful, but can't you study a little more?

7-10: You are the best in English!




UNIT 2

DOING EXPERIMENTS



1

Look at the pictures and match the words with the pictures.



D.



E.



near

A stylized orange carrot with green leafy tops, tilted diagonally. The word "near" is written in green on its body.

on

A stylized orange carrot with green leafy tops, tilted diagonally. The word "on" is written in green on its body.

in front of

A stylized orange carrot with green leafy tops, tilted diagonally. The words "in front of" are written in green on its body.

in


A stylized orange carrot with green leafy tops, tilted diagonally. The word "in" is written in green on its body.

behind

A stylized orange carrot with green leafy tops, tilted diagonally. The word "behind" is written in green on its body.

2

Let's do an experiment. Circle what you need.



3

Choose the correct one.

1. a. Buy a white flower.

b. Buy a colourful flower.

2. a. Slice the stem in half.

b. Slice the stem in 3 parts.

3. a. Pour some water in two boxes.

b. Pour some water in the glasses.




4. a. Put some food colouring in the water and shake.





b. Put some food colouring in the water and stir.

4

Match and write.

PASTE SHAKE FOLD PLANT POUR PEEL






UNIT 3

MY DAY



1

Match and write. Then, categorize the words.



THE MORNING

THE EVENING

THE
AFTERNOON

NIGHT

IN

AT

UNIT 4

JOB



Artist



Surgeon



Nurse



Mechanic



Bodyguard



Reporter



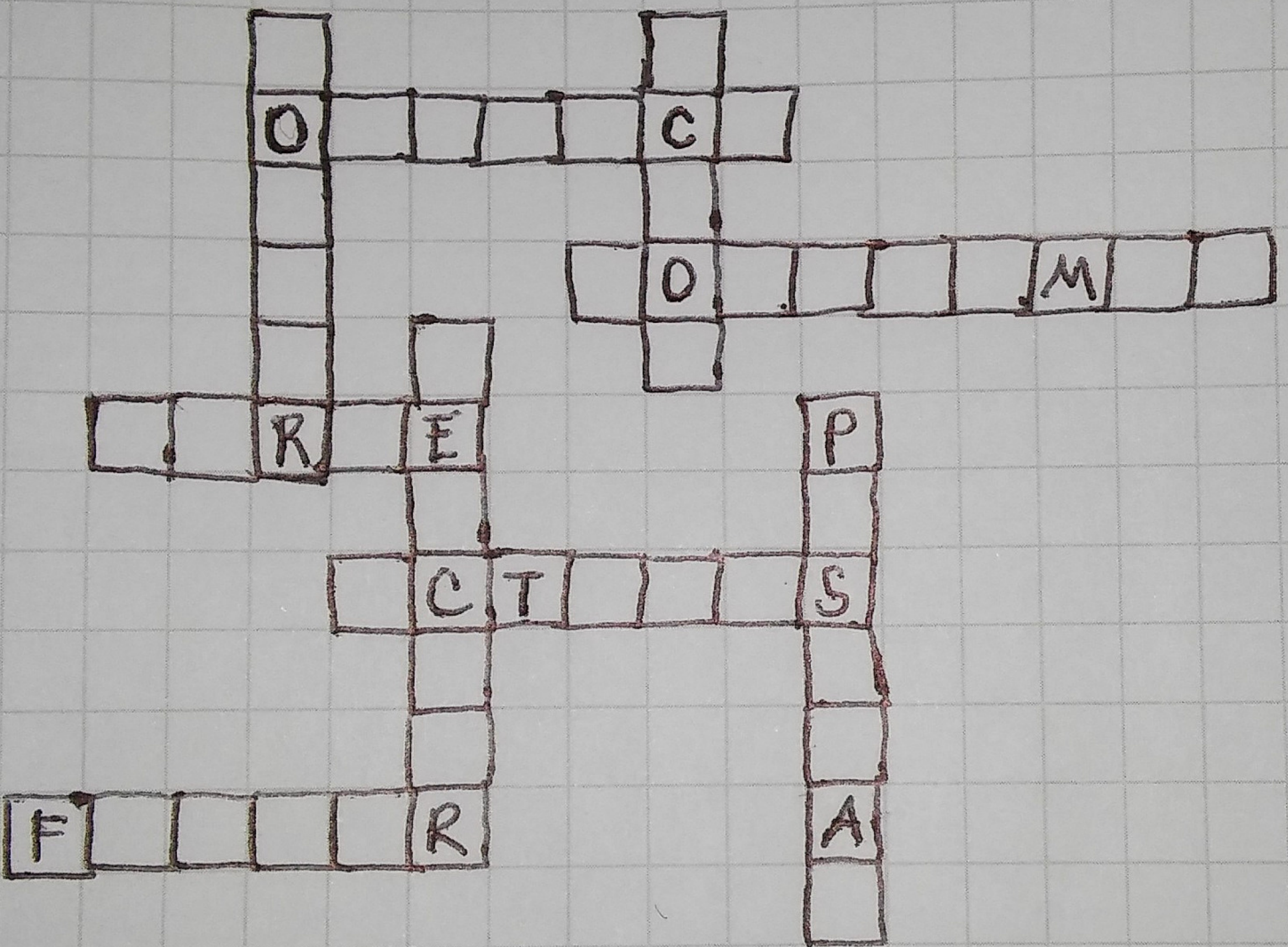
Doctor



Farmer


1

Write the jobs.



2

Read and find.



A AND C HAVE BOOKS.

C HAS A RED HAT.

B AND D HAVE WHITE LAB COATS.


B DOESN'T HAVE A HAT.

3

Now, match the people to the buildings and say.



The doctor works
at a hospital.



THE END

PREPARED BY
SERAP
KARAGÖZ